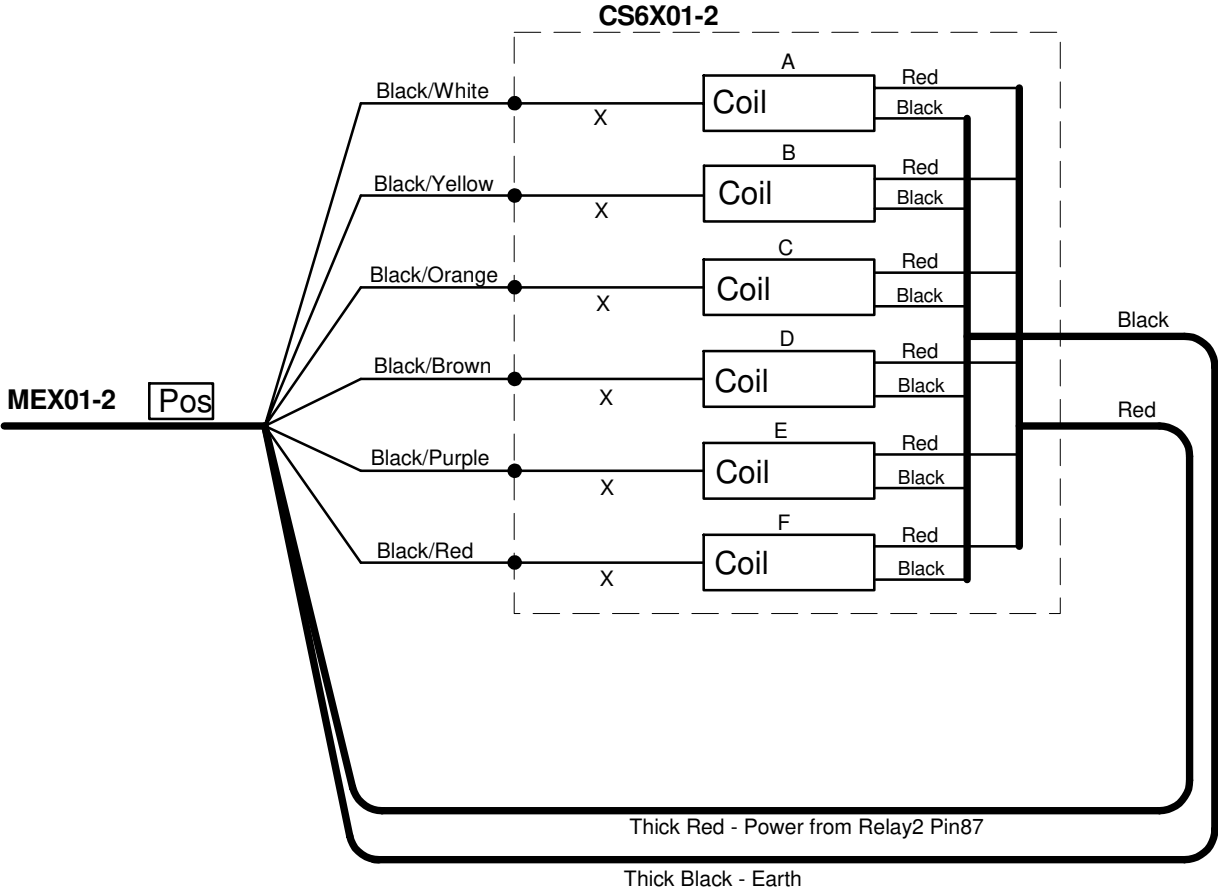


# 6Cyl Straight Full Seq COP Int Add-on

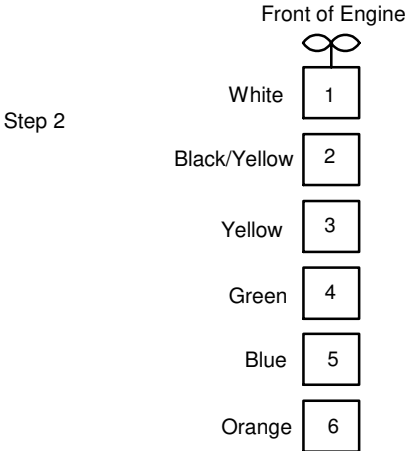
Last Changed: 13/11/2017  
Harness Required: MEX01-2 + CS6X01-2



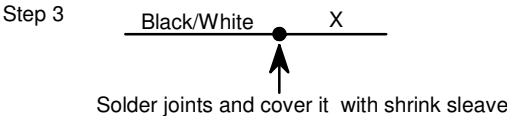
Step 1

A	B	C	D	E	F

Write your firing order from left to right in the blocks above marked with an alphabetical letter. Then write the corresponding number on the corresponding coil with the same alphabetical letter in the drawing below.  
**Note:** The order of the coils will differ on the placing on the engine, as long as it is connected to the same colour wire as this illustration.



Write the corresponding colour of each cylinder next to your coil number on the lines marked X on the drawing. This will ensure that the sequence of spark is correct.



CS6X01-2 = Harness Part numbers  
MEX01-2

**Pos** = Harness Tag Name

Software Settings

Coil Combination

Full Sequential